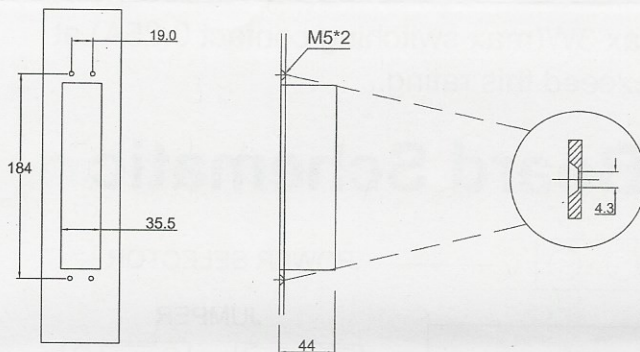
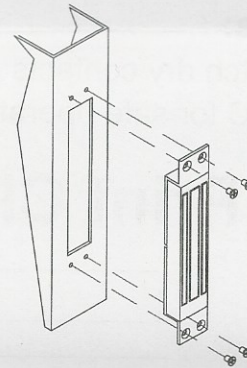


## B: MORTISE MOUNTED

SIZE OF CUTOUT



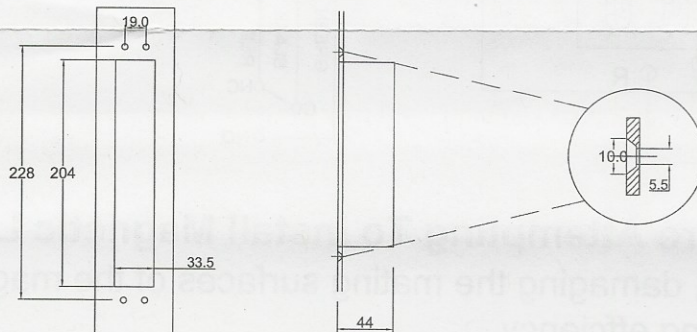
TO FIX WITH SCREWS



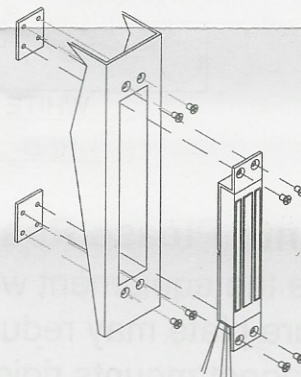
UNT:mm

(USE FOR MAGNET/SLIDING DOOR -W/O MOUNTING PLATE)

SIZE OF CUTOUT



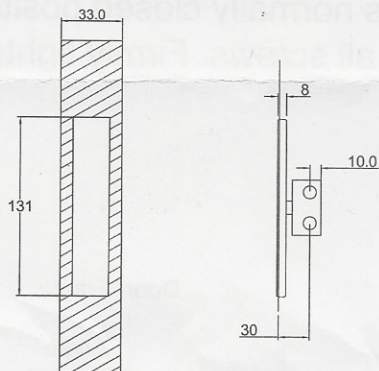
TO FIX WITH SCREWS



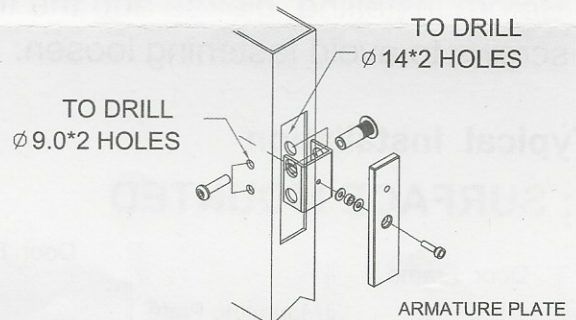
UNT:mm

(USE FOR MAGNET/SLIDING DOOR)

SIZE OF CUTOUT



TO FIX WITH SCREWS



UNT:mm

(USE FOR ARMATURE PLATE/SLIDING DOOR)

**\*\*Important :** Fix the armature plate not too tightly, and make the rubber washer more flexible, in order to make the armature plate automatically adjust its proper position with the magnet.